

## D. CLEANING YOUR PARI REUSABLE NEBULIZER

1. Disconnect the tubing from the air intake on the bottom of the nebulizer cup.
2. If there is any moisture (condensation) in the tubing, let the compressor run with only the tubing attached for 2-3 minutes. The warm air from the compressor will dry out the tubing. Alternatively, you can dry the tubing by removing it from the compressor and hanging it up with the “ends down” to allow any moisture (condensation) to drain out and evaporate. Use a clean damp cloth to wipe the exterior of the tubing.
3. Disassemble reusable nebulizer parts as illustrated on page 3.
4. Wash all parts with warm water and liquid dish soap. **DO NOT WASH THE TUBING.**
5. Rinse the reusable nebulizer parts thoroughly with warm water and shake out water.
6. Air dry or hand dry nebulizer parts on a clean, lint-free cloth. Reassemble nebulizer when parts are dry and store.
7. You can also wash all parts of the reusable nebulizer on the top shelf of a dishwasher. **DO NOT WASH TUBING.** Place the reusable nebulizer parts in a dishwasher

basket, then place the basket on the top rack of the dishwasher. Remove and dry the parts when the dishwasher cycle is complete.

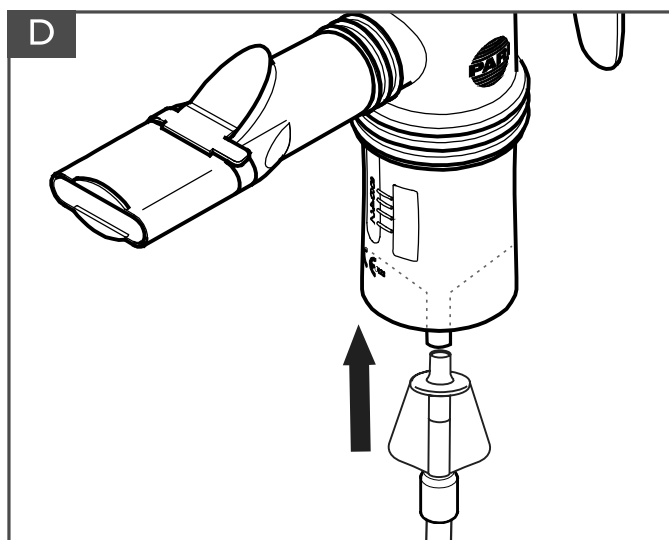
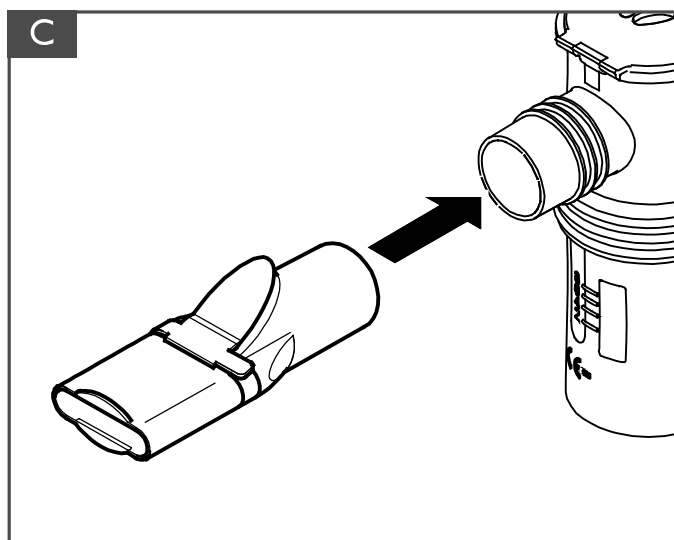
### **⚠ WARNING**

#### TO REDUCE RISK OF INFECTION:

1. Nebulizer for single patient use (one person) only. Do not share your nebulizer with other patients.
2. You must regularly disinfect or sterilize the nebulizer between treatments. Failure to do so could lead to serious or fatal illness.

## E. DISINFECTING YOUR PARI REUSABLE NEBULIZER

1. Clean the nebulizer as described in Section D. For low-level disinfection every other treatment day, soak all parts of the PARI Reusable Nebulizer (except tubing and mask) in a solution of 1 part distilled white vinegar and 3 parts hot tap water for 1 hour. You can substitute respiratory equipment disinfectant (like Control III®) for distilled white vinegar (follow manufacturer's instructions for mixing).



2. Rinse all parts of the PARI Reusable Nebulizer thoroughly with warm tap water and dry with a clean, lint-free cloth. Discard the vinegar solution when disinfection is complete.
3. The PARI Reusable Nebulizer parts (except tubing and mask) may also be disinfected by boiling them in clean pot of water for a full 5 minutes.
4. Hospitals and clinics can sterilize the PARI Reusable Nebulizer parts (except mask and tubing) by autoclaving (a maximum of 277° F or 136° C), follow autoclave manufacturer's instructions.
5. Dry parts on a clean, lint-free cloth.

CONTROL III® IS A REGISTERED TRADEMARK OF MARIL PRODUCTS, INC.

NOTE: FOR PATIENTS WITH CYSTIC FIBROSIS, THE CF FOUNDATION RECOMMENDS BOILING FOR A FULL 5 MINUTES TO DISINFECT.

## F. WARRANTY AND RETURN INFORMATION

PARI reusable nebulizers include a 6 month limited warranty for home care use.

If you have any problems and need to return your PARI reusable nebulizer, contact PARI Patient Connection at 1.800.FAST.NEB (327.8632)

Please be sure to clean and disinfect your PARI reusable nebulizer and place it in a plastic bag before returning.

## ! REMEMBER

REPLACE YOUR REUSABLE NEBULIZER CUP EVERY SIX MONTHS

*It is very important to replace your PARI reusable nebulizer every 6 months for the most effective treatments.*

*Advantages of Replacing Your Nebulizer Cup:*

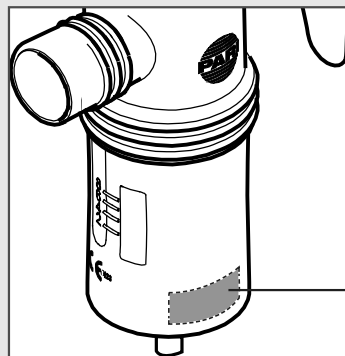
- Consistent medication delivery to the lungs
- Fast and efficient treatments
- Bacterial contamination can be reduced\*

*Included in this configuration is a reminder sticker. Place the sticker that corresponds to six months from date of first use to the smooth surface on the bottom of your nebulizer cup as indicated in this picture. Sticker is dishwasher safe.*

*Allow two hours after label is applied before cleaning.*

**WARNING:** The sticker may present a choking hazard to small children-adult supervision is required.

\* Lester, Mary K. Nebulizer Use and Maintenance by Cystic Fibrosis Patients: A Survey Study. *Respiratory Care* 2004; 49(12): 1504-1508.



*Nebulizer Replacement Sticker Suggested Placement*

Manufactured for:

**PARI Respiratory Equipment, Inc.**

2412 PARI Way, Midlothian, VA 23112 USA

Tel: 800.FAST.NEB (327.8632) and 804.253.7274

Fax: 800.727.4112 | Product.Info@PARI.com

Online at: [www.PARI.com](http://www.PARI.com)



© 2018 PARI Respiratory Equipment, Inc.  
023D0221 Rev B 04/18